C 11-1065

Schlumberger

HIGH RESOLUTION DIPMETER

CSU

COMPANY: REICHHOLD ENERGY CORPORATION

WELL: "COLUMBIA COUNTY" #11-10

FIELD: MIST
COUNTY: COLUMBIA
STATE: OREGON
NATION: U.S.A.
LOCATION: 427' S & 496.5' E FROM NORTHWEST CORNER OF
SEC: 10 TWP: 6N RGE: 5W

OTHER SERVICES-
DIL-BHC

PERMANENT DATUM: GL
ELEV. OF PERM. DATUM: 937.0 '
LOG MEASURED FROM: KB
11.0 ' ABOVE PERM. DATUM
DRLG. MEASURED FROM: KB

ELEVATIONS-
KB: 948.0 '
DF: 947.0 '
GL: 937.0 '

PROGRAM
TAPE NO:
24.2
SERVICE
ORDER NO:
432550

DATE: 27 SEP 84
RUN NO: 1

DEPTH-DRILLER: 3182.0 '
DEPTH-LOGGER: 3177.0 '
BTM. LOG INTERVAL: 3160.0 '
TOP LOG INTERVAL: 442.0 '

CASING-DRILLER: 431 '
CASING-LOGGER: 442 '
CASING: 8 5/8"

BIT SIZE: 7 7/8"
DEPTH: 3182 '

TYPE FLUID IN HOLE: GEL-LIGNO
DENSITY: 9.6 LB/G
VISCOSITY: 52.0 S
PH: 9.0
FLUID LOSS: 5.4 C3
SOURCE OF SAMPLE: FLOWLINE
RM: 2.830 OHMM AT 64.0 DEGF
RMF: 2.730 OHMM AT 60.0 DEGF
RMC: 2.880 OHMM AT 60.0 DEGF
SOURCE RMF/RMC: MEASURED/MEASURED
RM AT BHT: 1.895 OHMM AT 99.0 DEGF
RMF AT BHT: 1.725 OHMM AT 99.0 DEGF
RMC AT BHT: 1.820 OHMM AT 99.0 DEGF

TIME CIRC. STOPPED: 06:30 9-27
TIME LOGGER ON BTM.: 12:10 9-27

MAX. REC. TEMP: 99.0 DEGF

LOGGING UNIT NO: 8128
LOGGING UNIT LOC: SACRAMENTO
RECORDED BY: PILCH
WITNESSED BY: ALGER/THOMAS

REMARKS:

CHLORIDES = 400 PPM
LOW ANGLE MECHANICAL UNIT
INTEGRATED HOLE VOLUME = 820 CUBIC FEET

EQUIPMENT NUMBERS-

HDS-D 838 HDM-F 1741 HDE-CB 1936 DAM-A 823

ALL INTERPRETATIONS ARE OPINIONS BASED ON INFERENCES FROM ELECTRICAL OR OTHER MEASUREMENTS AND WE CANNOT, AND DO NOT GUARANTEE THE ACCURACY OR CORRECTNESS OF ANY INTERPRETATIONS, AND WE SHALL NOT, EXCEPT IN THE CASE OF GROSS OR WILLFUL NEGLIGENCE ON OUR PART, BE LIABLE OR RESPONSIBLE FOR ANY LOSS, COSTS, DAMAGES OR EXPENSES INCURRED OR SUSTAINED BY ANYONE RESULTING FROM ANY INTERPRETATION MADE BY ANY OF OUR OFFICERS, AGENTS OR EMPLOYEES. THESE INTERPRETATIONS ARE ALSO SUBJECT TO OUR GENERAL TERMS AND CONDITIONS AS SET OUT IN OUR CURRENT PRICE SCHEDULE.

FILE

2

CHANGED PARAMETERS

NAME	VALUE	UNIT	DEPTH (F)	NAME	VALUE	UNIT	DEPTH (F)

DEVI(DEG)		TENS(LB)	
-1.000	9.0000	10000.	0.0
RB (DEG)		C2 (IN)	
-40.00	360.00	26.000	6.0000
AZIM(DEG)		C1 (IN)	
-40.00	360.00	26.000	6.0000

FILE

101

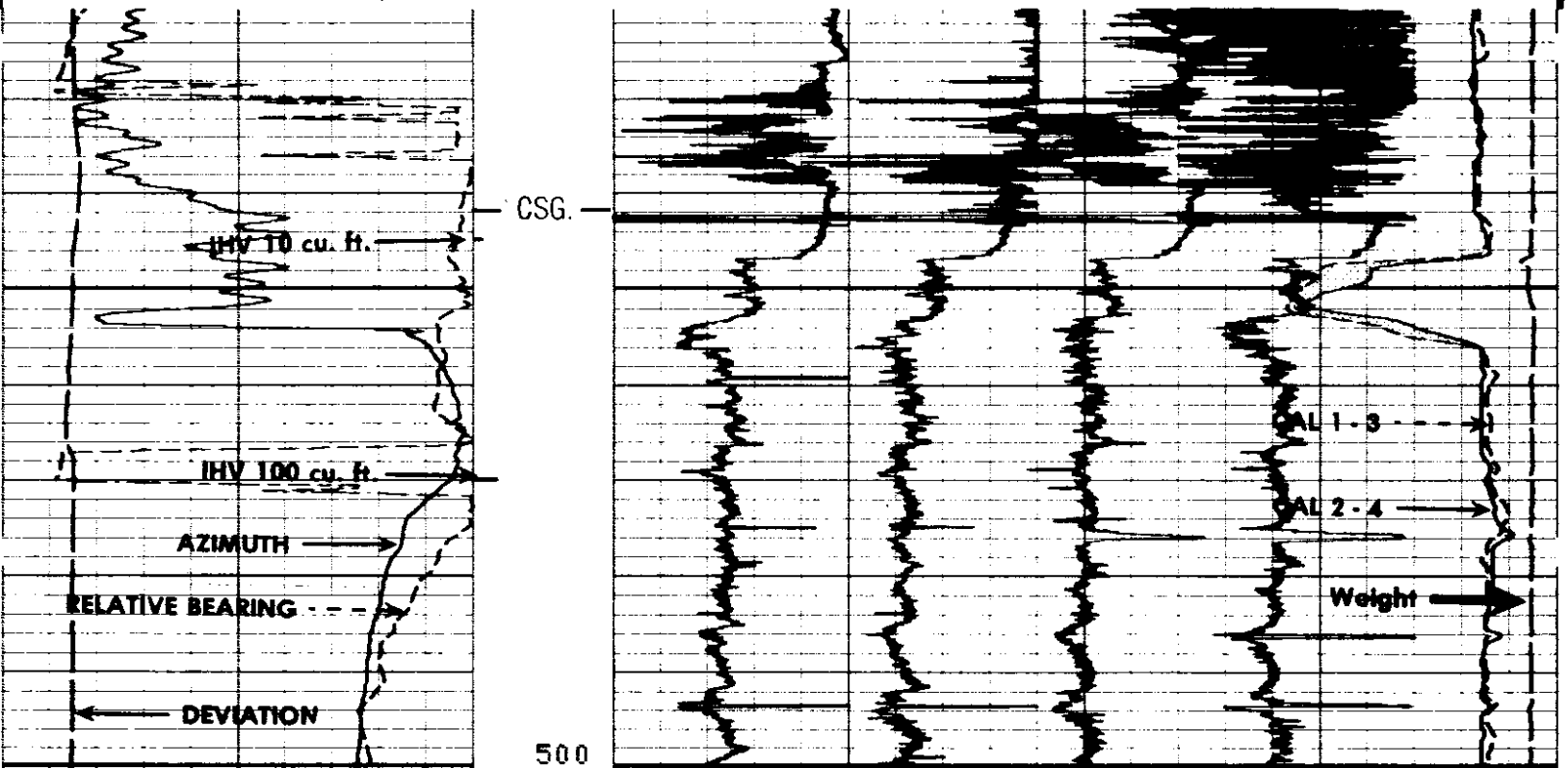

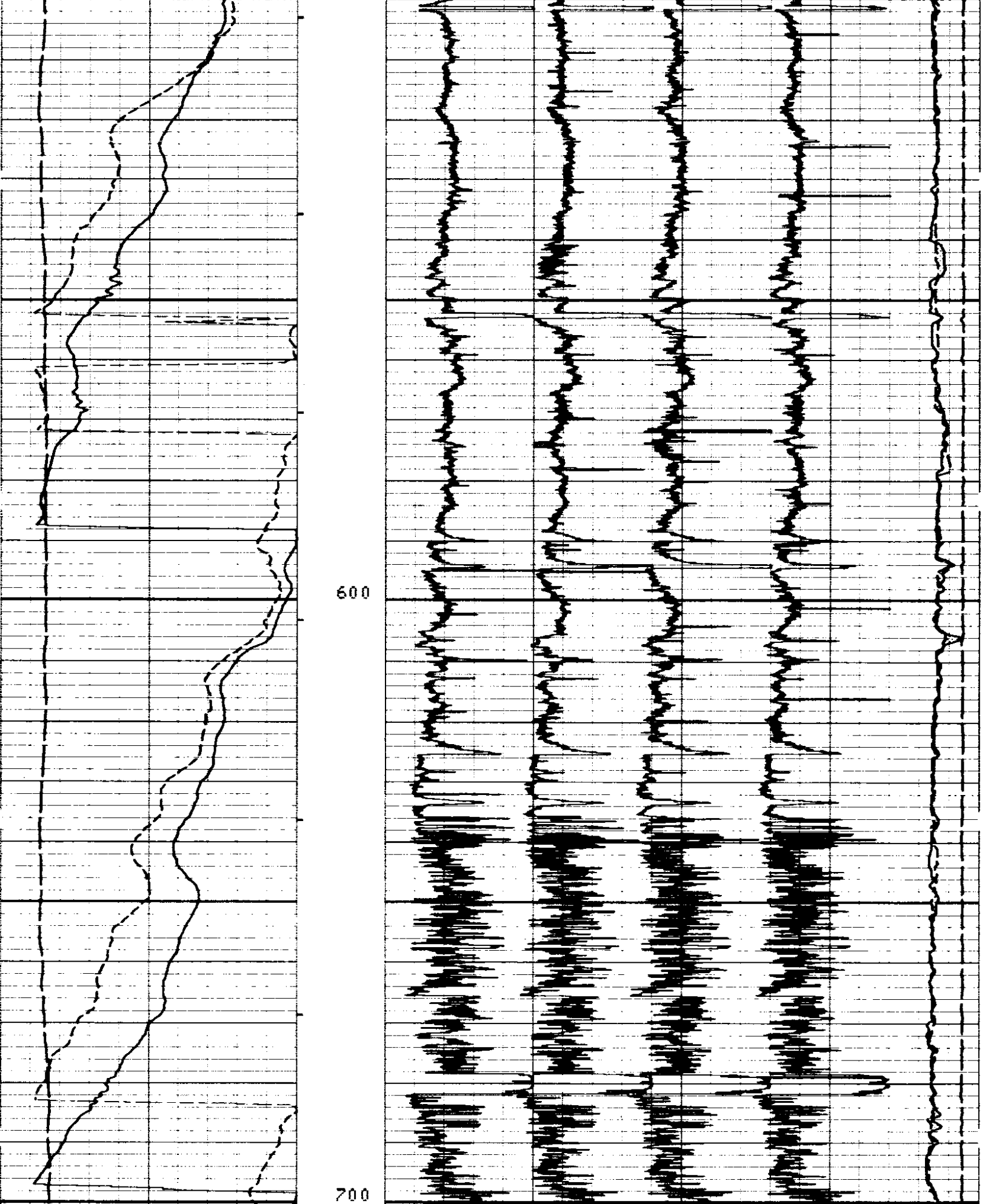

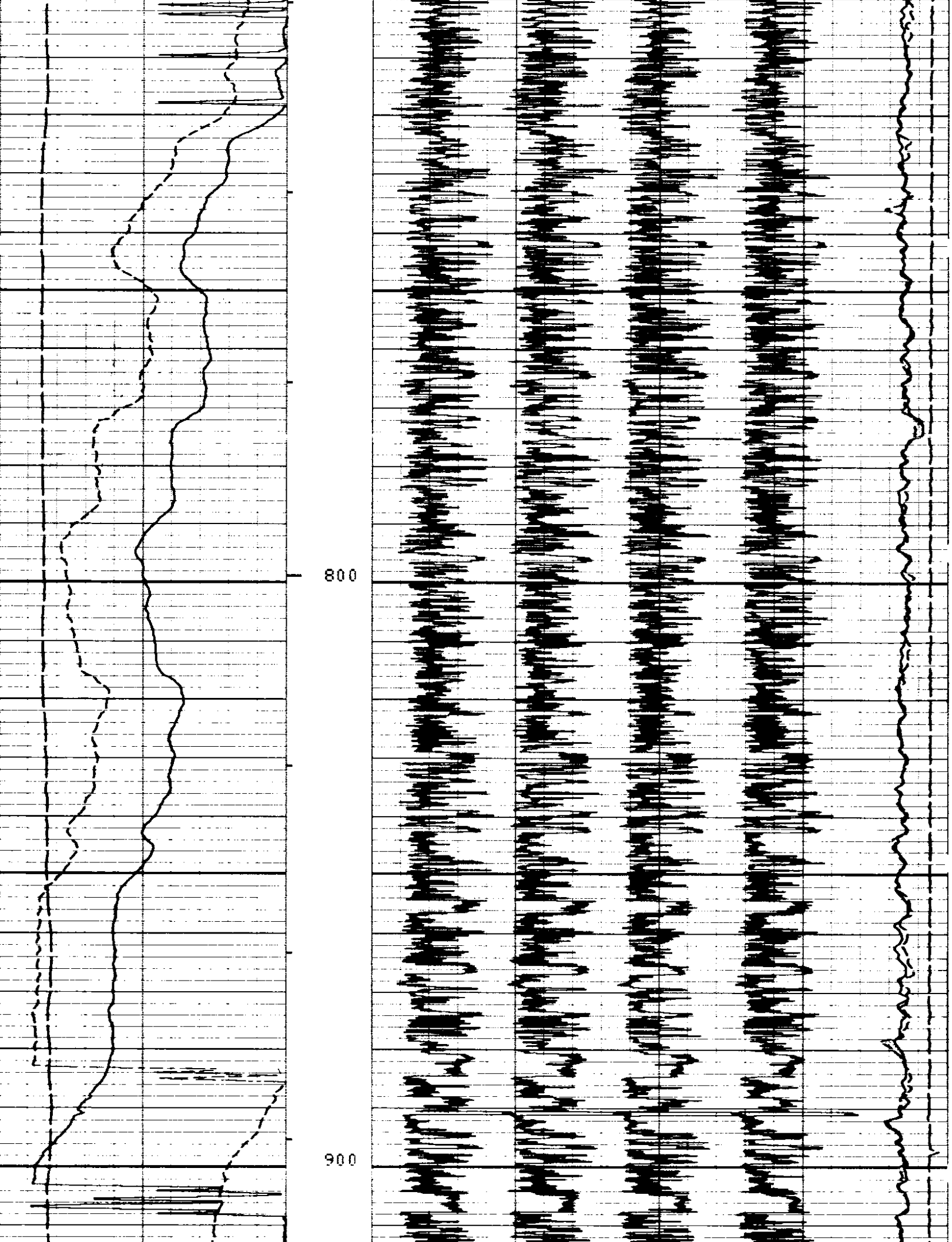

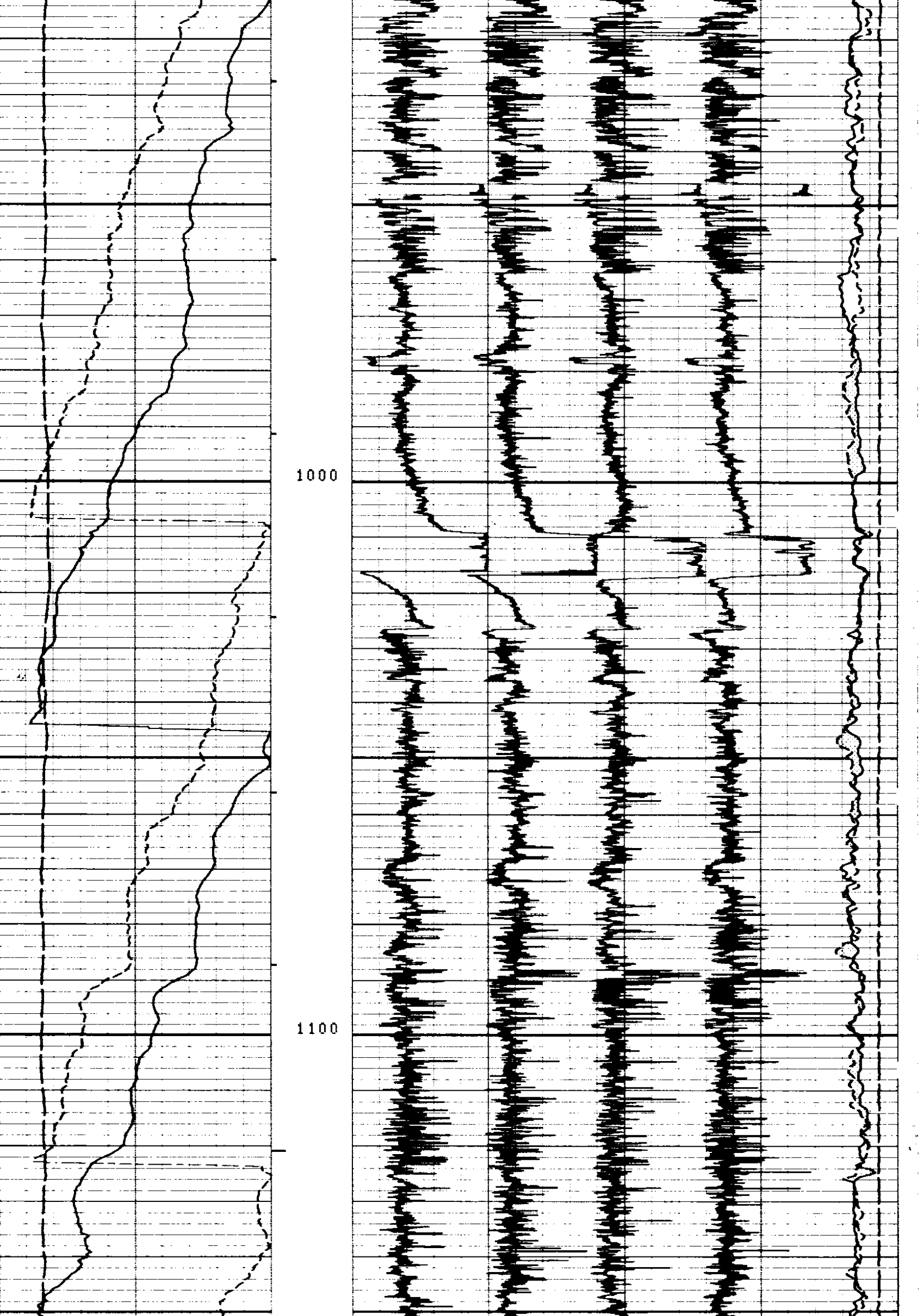

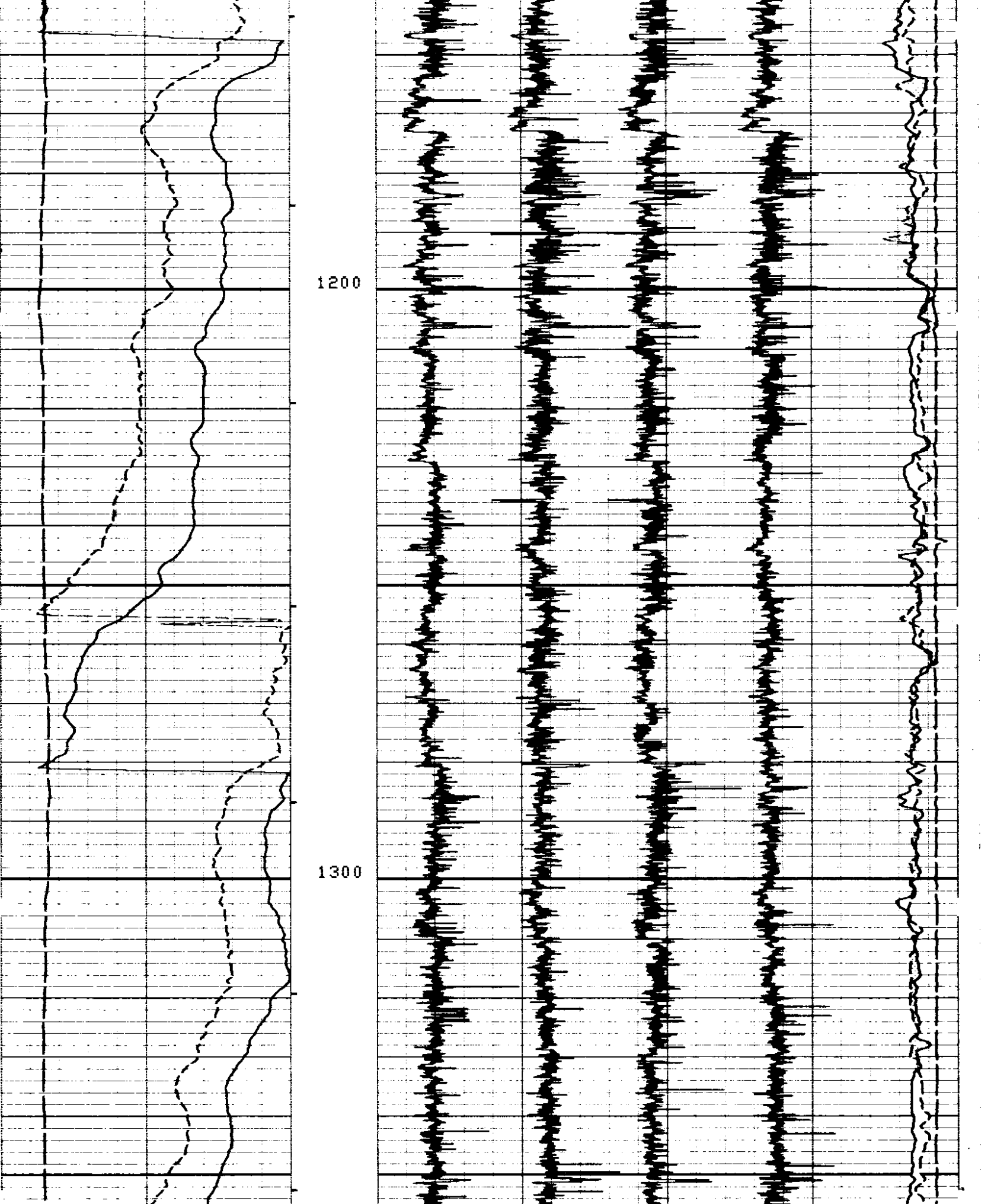

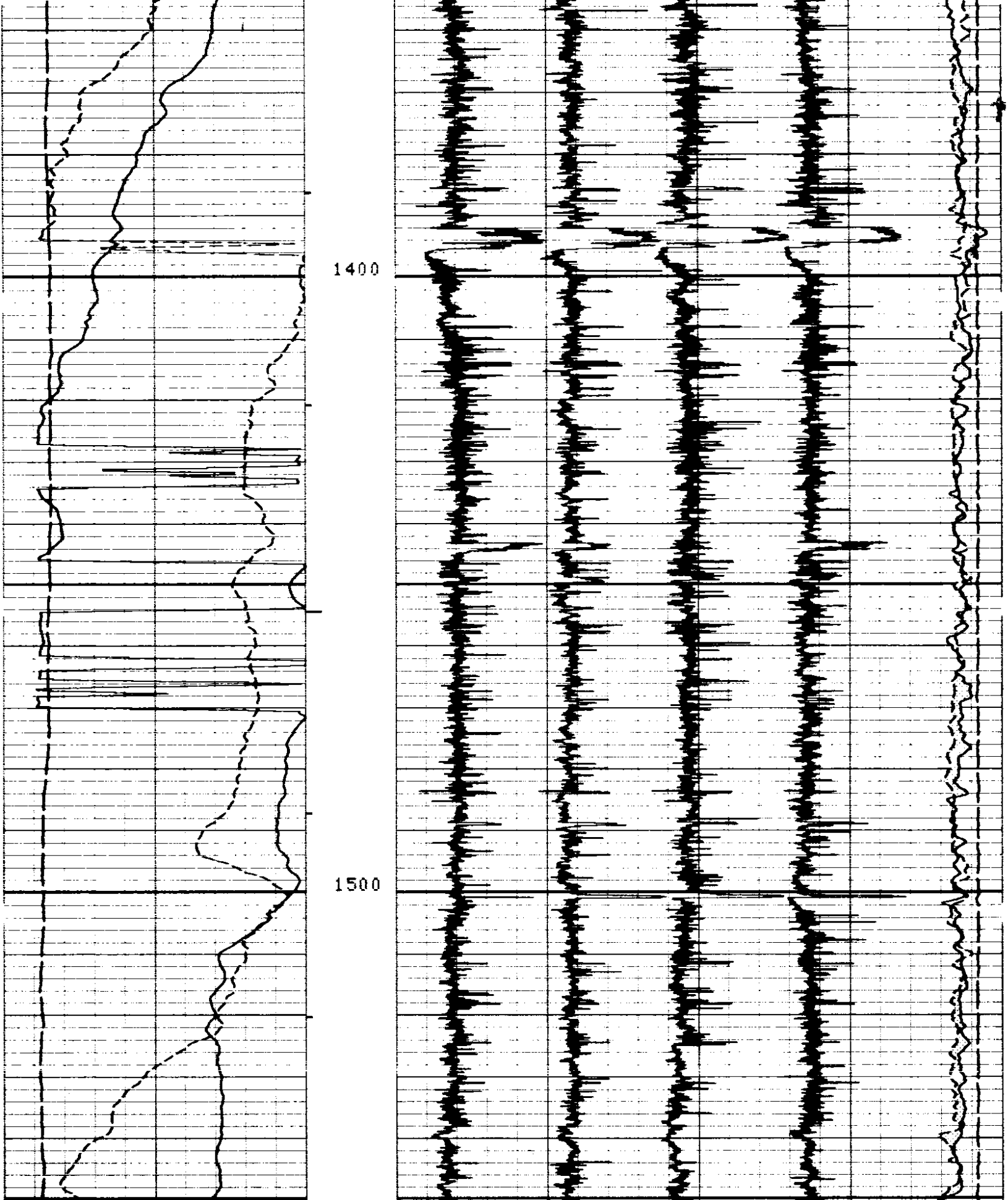

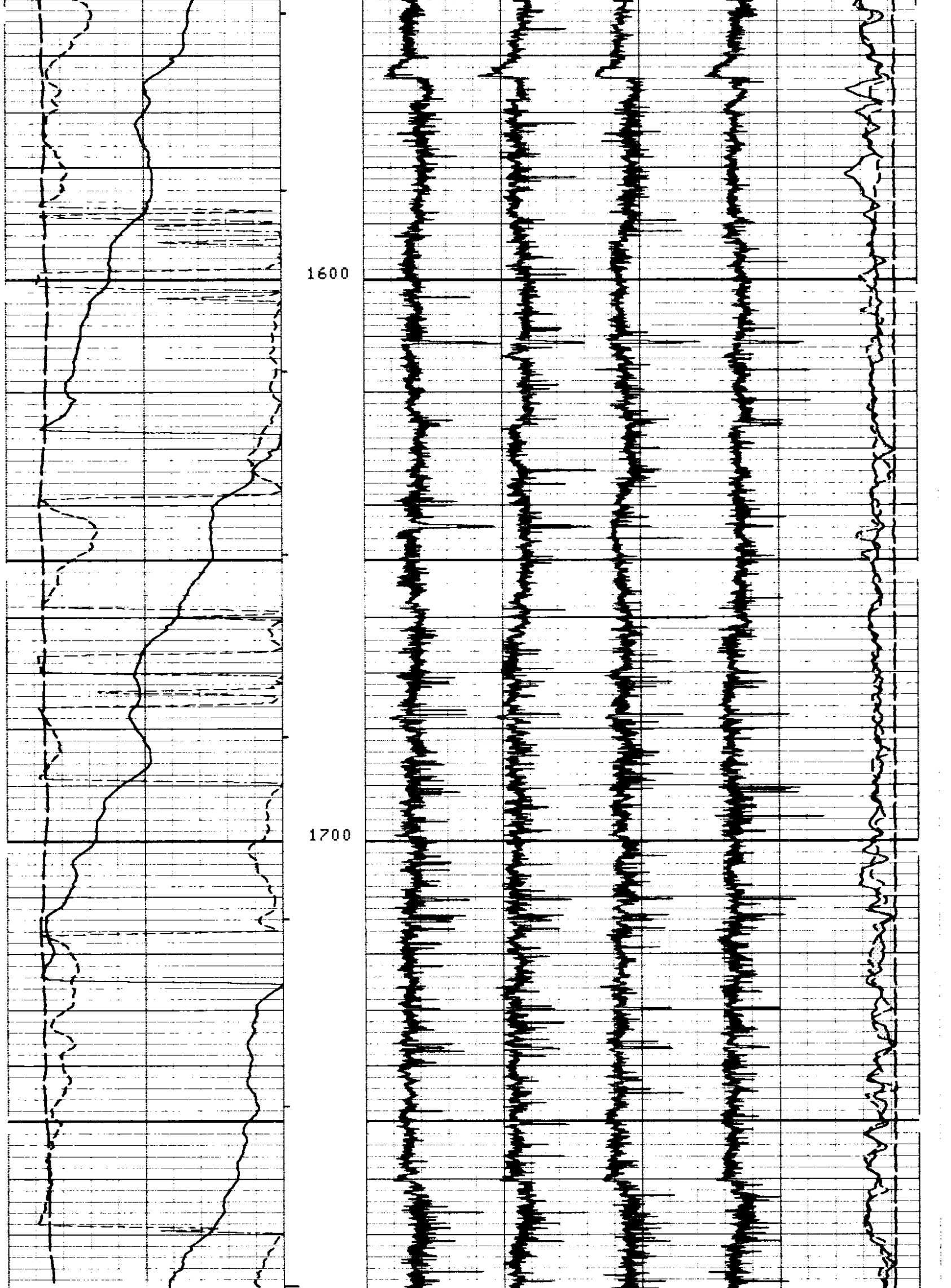

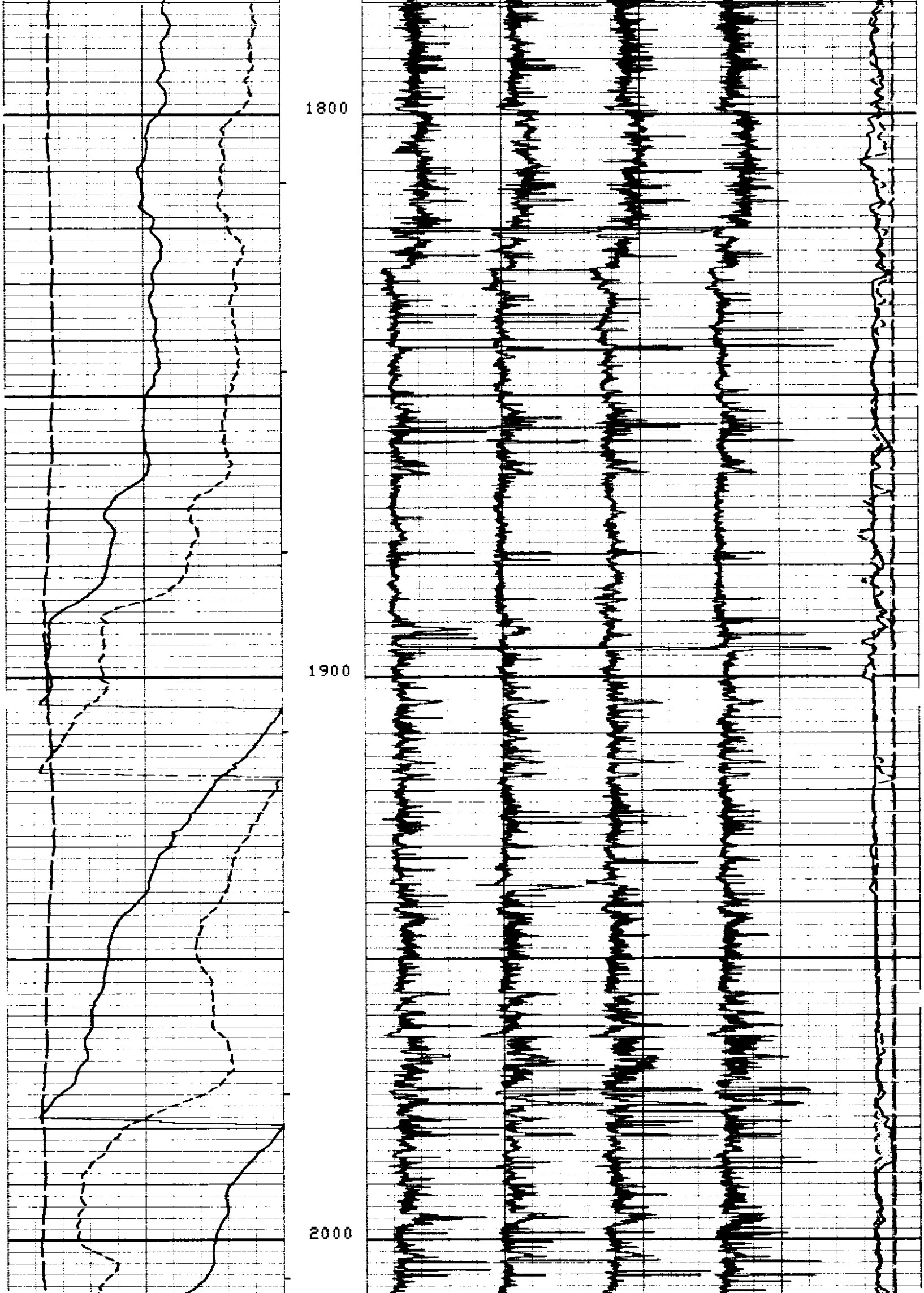

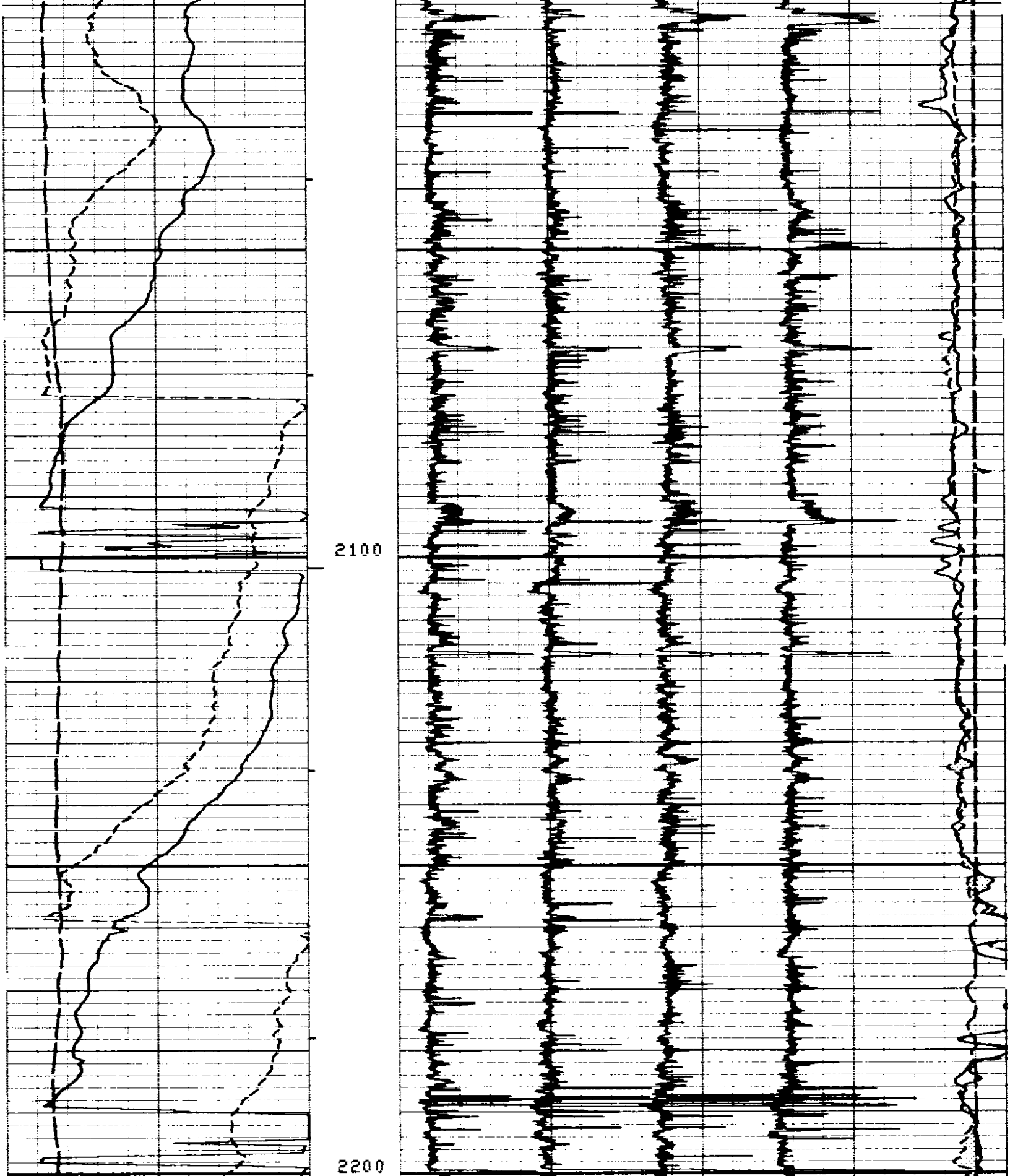

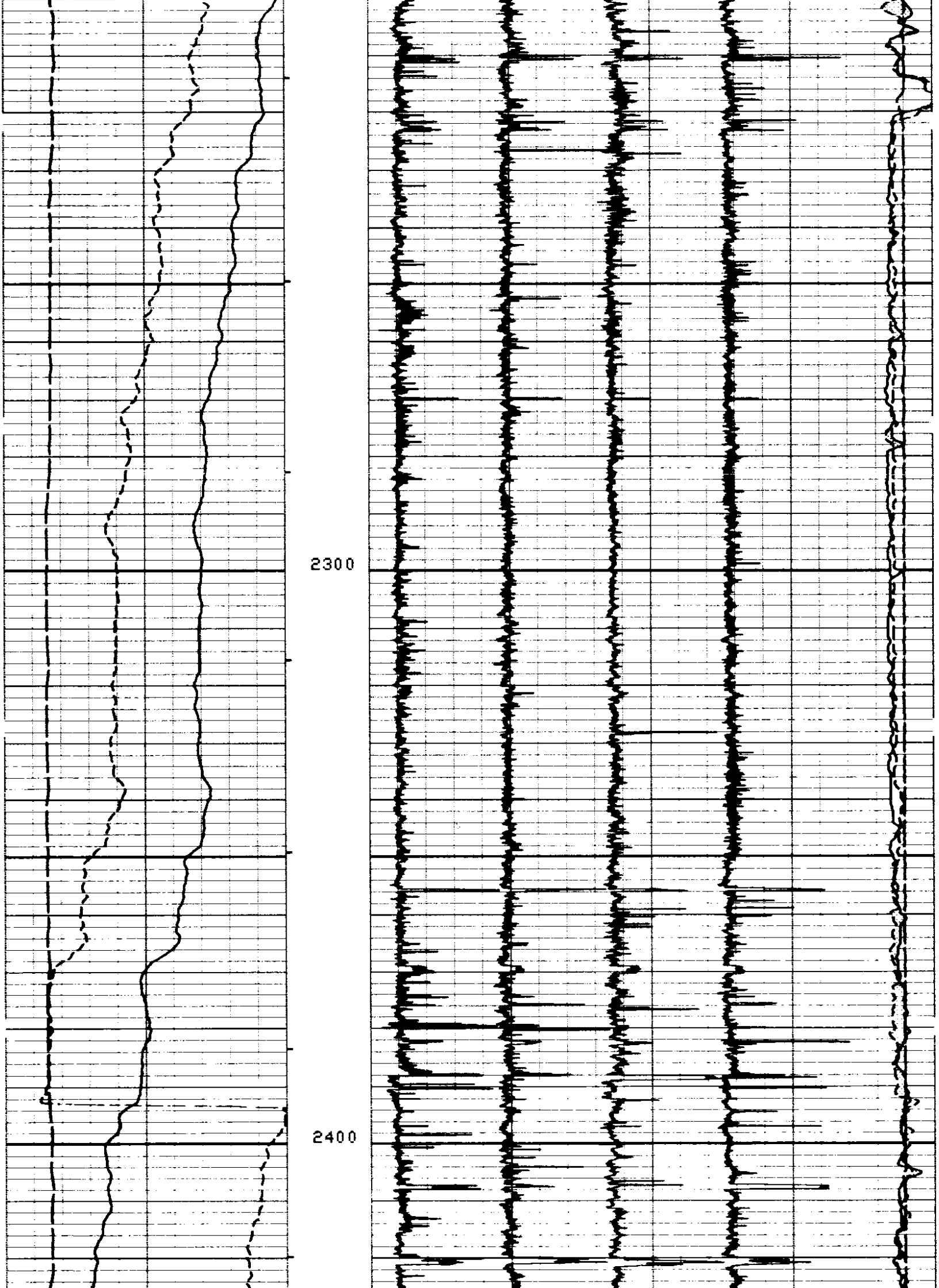

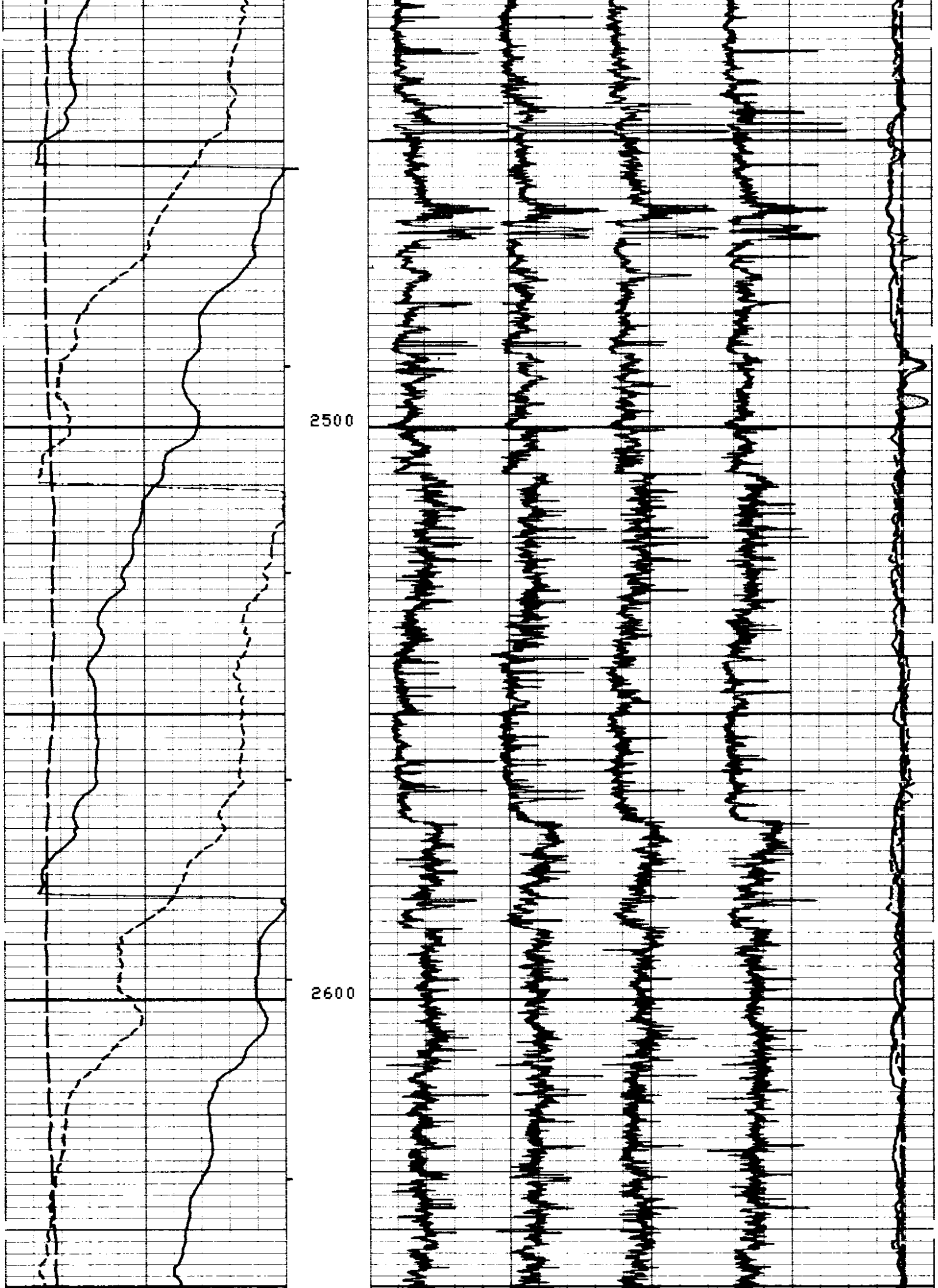

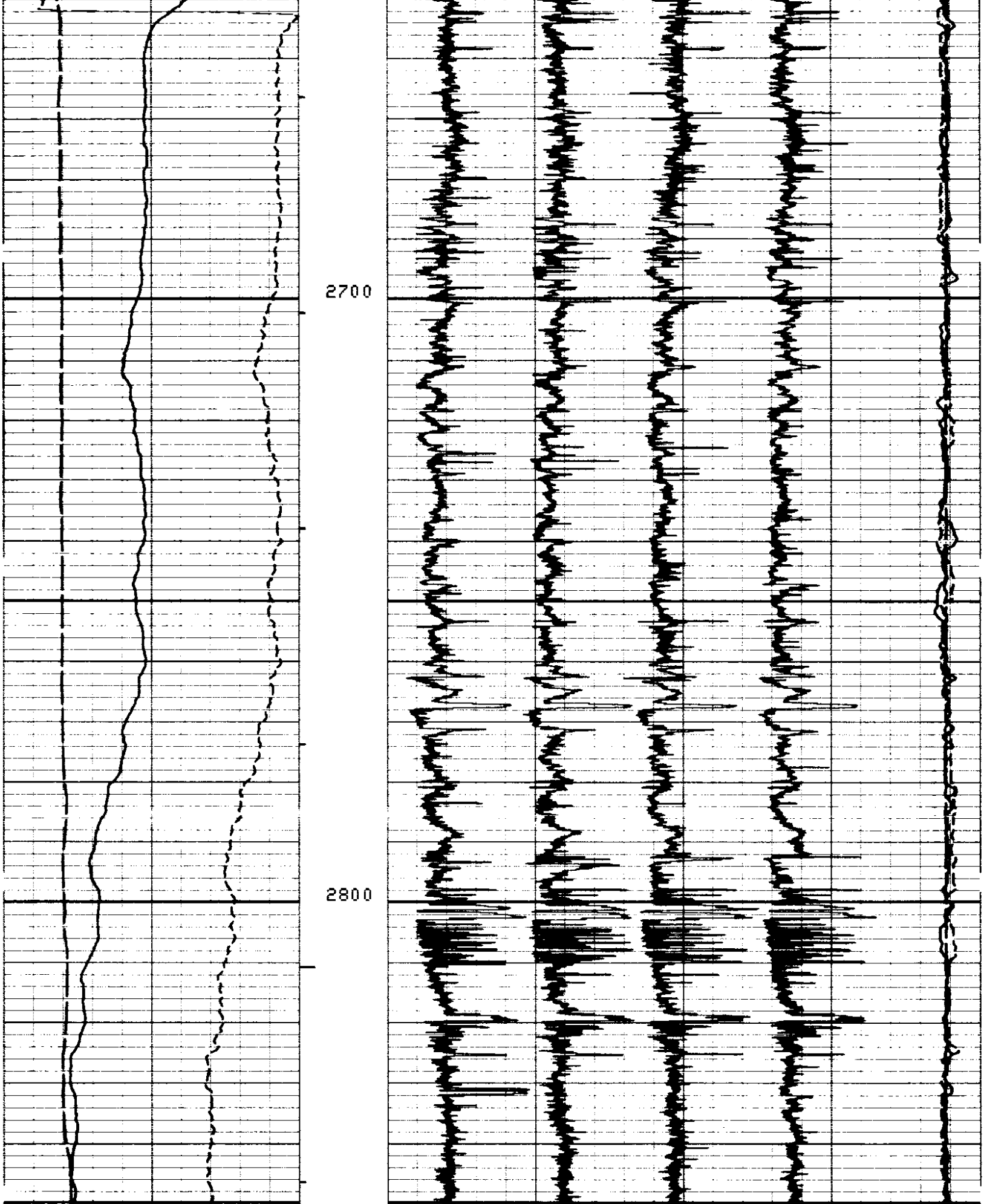

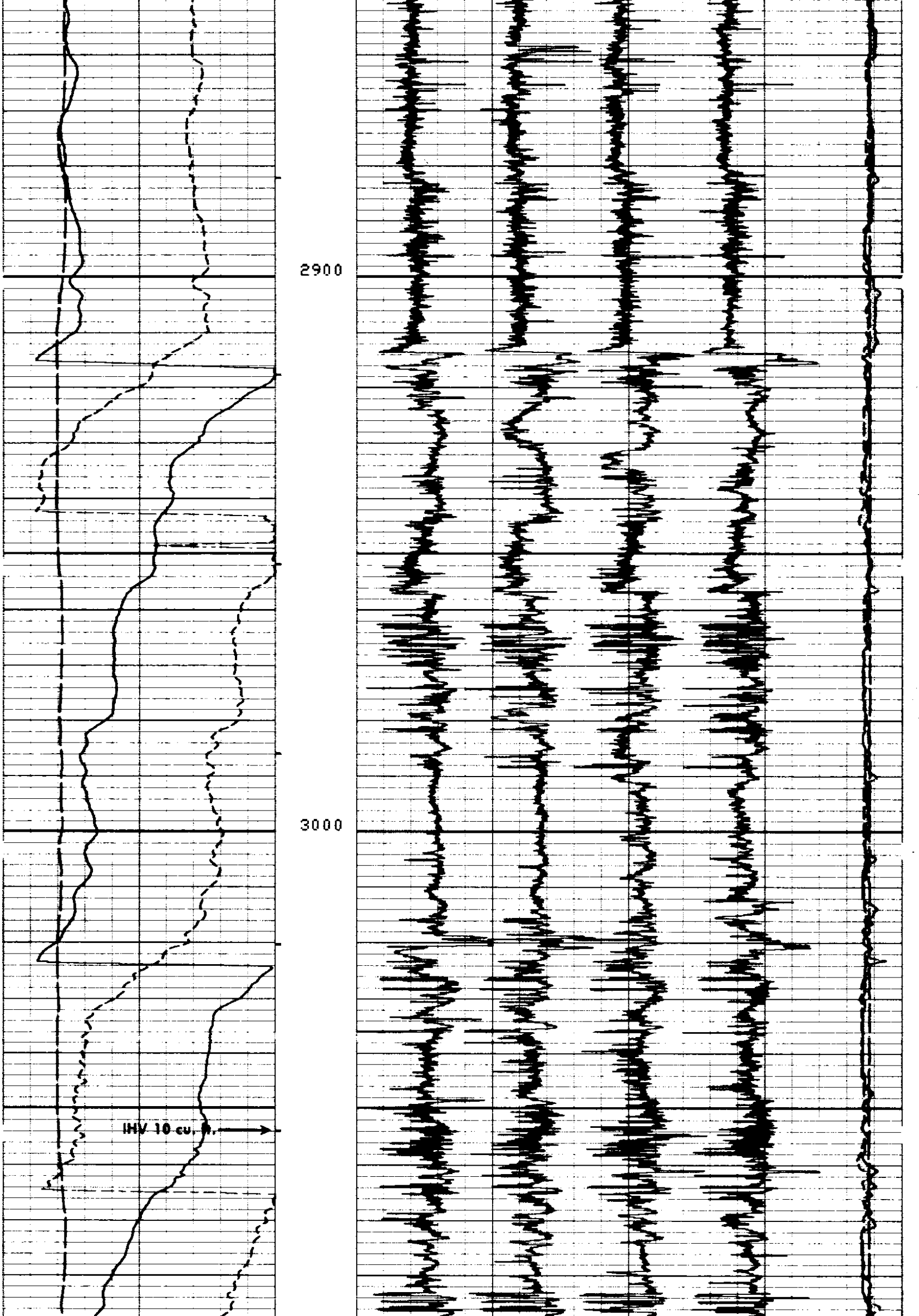

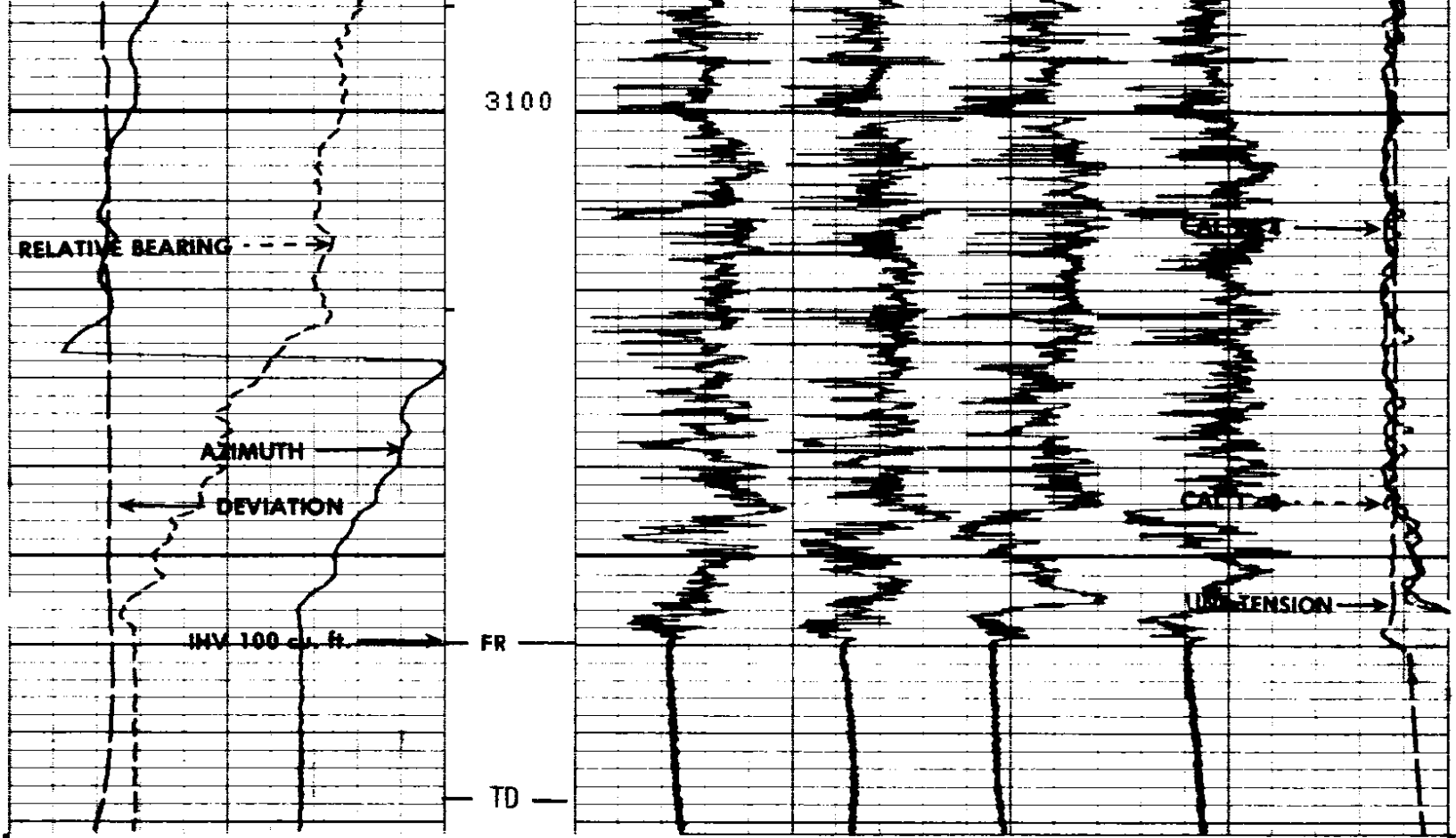

FILE

101

DEVI(DEG)		TENS(LB)	
-1.000	9.0000	10000.	0.0
RB (DEG)		C2 (IN)	
-40.00	360.00	26.000	6.0000
AZIM(DEG)		C1 (IN)	
-40.00	360.00	26.000	6.0000

SENSOR MEASURE POINT TO TENSION REFERENCE POINT

RB	.0	FEET	AZIM	.0	FEET
FEP1	.0	FEET	DEVI	.0	FEET
REFE	.0	FEET	FEP2	.0	FEET
EMEX	.0	FEET	RC	.0	FEET
C2	.0	FEET	C1	.0	FEET
RC2	.0	FEET	RC1	.0	FEET
TEMP	.0	FEET	PP	.0	FEET
FC0	.0	FEET	TENS	.0	FEET
FC2	.0	FEET	FC1	.0	FEET
FC4	.0	FEET	FC3	.0	FEET
SHDT	.0	FEET			

PARAMETERS

NAME	VALUE	UNIT	NAME	VALUE	UNIT
PVUM	1.00000		BS	7.87500	IN
STYP	HDSD		MCT	36	DEG
DO	0.0	F	BHS	OPEN	
PP	RECO				

CHANGED PARAMETERS

NAME	VALUE	UNIT	DEPTH (F)	NAME	VALUE	UNIT	DEPTH (F)

DEVI(DEG)
-1.000 9.0000

RB (DEG)
-40.00 360.00

AZIM(DEG)
-40.00 360.00

TENS(LB)
10000. 0.0

C2 (IN)
26.000 6.0000

C1 (IN)
26.000 6.0000

FILE

1

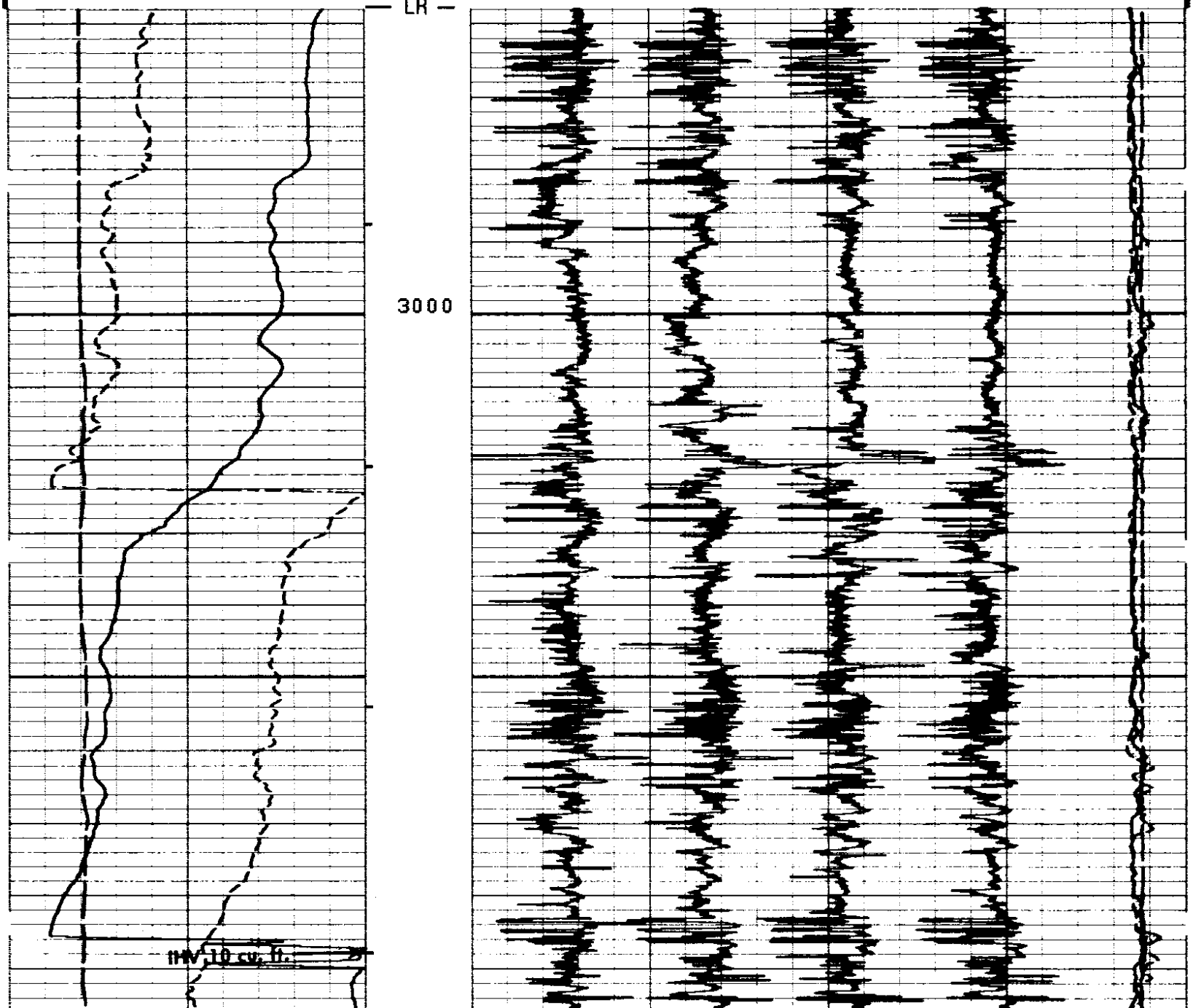

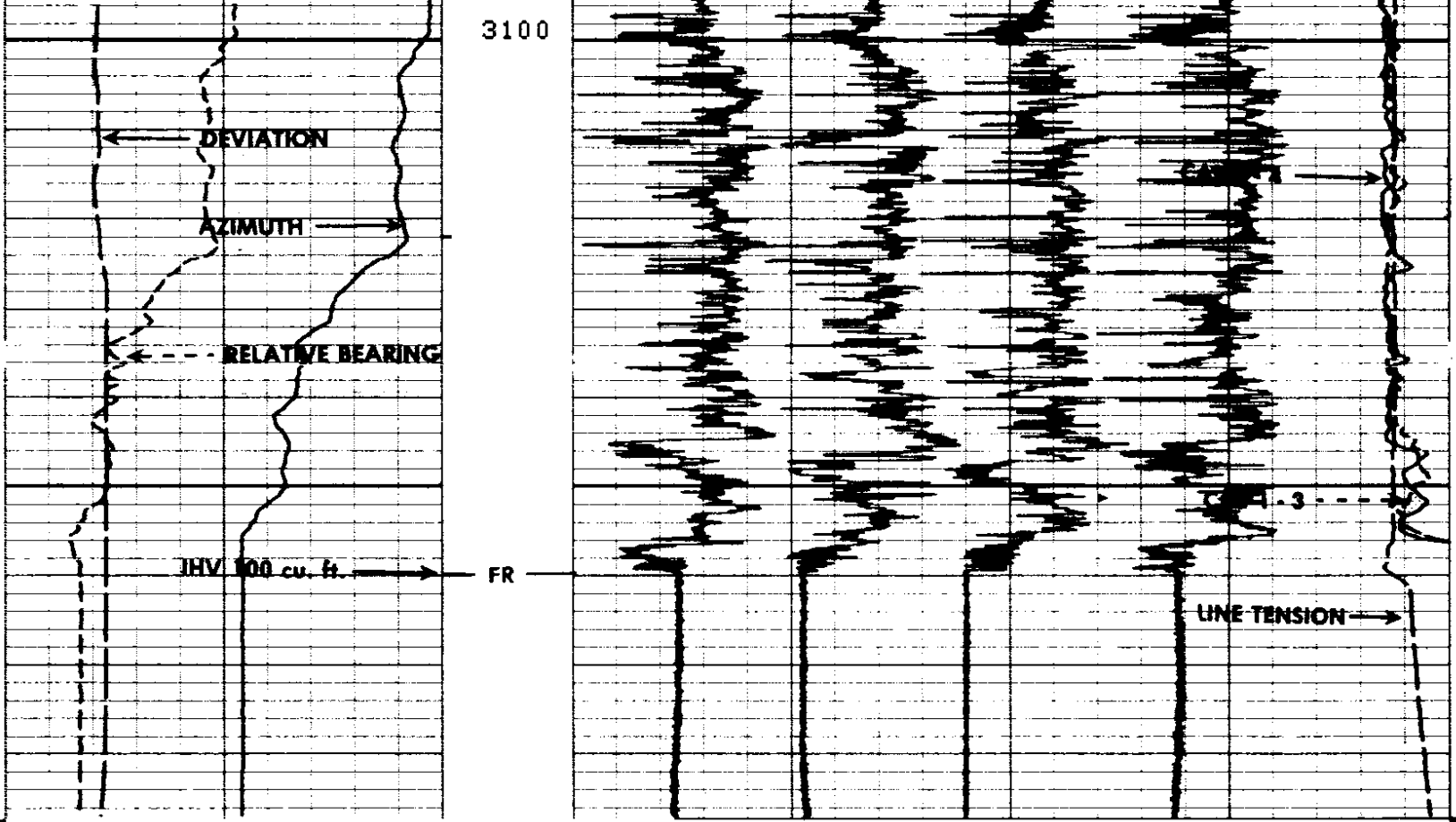

REPEAT SECTION

FILE
1

DEVI(DEG)		TENS(LB)
-1.000 9.0000		10000. 0.0
RB (DEG)	C2 (IN)	
-40.00 360.00	26.000 6.0000	
AZIM(DEG)	C1 (IN)	
-40.00 360.00	26.000 6.0000	

SENSOR MEASURE POINT TO TENSION REFERENCE POINT

RB	.0	FEET	AZIM	.0	FEET
FEP1	.0	FEET	DEVI	.0	FEET
REFE	.0	FEET	FEP2	.0	FEET
EMEX	.0	FEET	RC	.0	FEET
C2	.0	FEET	C1	.0	FEET
RC2	.0	FEET	RC1	.0	FEET
TEMP	.0	FEET	PP	.0	FEET
FC0	.0	FEET	TENS	.0	FEET
FC2	.0	FEET	FC1	.0	FEET
FC4	.0	FEET	FC3	.0	FEET
SHDT	.0	FEET			

PARAMETERS

NAME	VALUE	UNIT	NAME	VALUE	UNIT
PVUM	1.00000		BS	7.87500	IN
STYP	HDSD		MCT	36	DEG
DO	0.0	F	BHS	OPEN	
PP	RECO				

TAPE NOT MADE

DEVI(DEG)
-1.000 9.0000
RB (DEG)
-40.00 360.00
AZIM(DEG)
-40.00 360.00

TENS(LB)
10000. 0.0
C2 (IN)
26.000 6.0000
C1 (IN)
26.000 6.0000

FILE
0



FILE
0

DEVI(DEG)
-1.000 9.0000
RB (DEG)
-40.00 360.00
AZIM(DEG)
-40.00 360.00

TENS(LB)
10000. 0.0
C2 (IN)
26.000 6.0000
C1 (IN)
26.000 6.0000

SENSOR MEASURE POINT TO TENSION REFERENCE POINT

RB	.0	FEET	AZIM	.0	FEET
FEP1	.0	FEET	DEVI	.0	FEET
REFE	.0	FEET	FEP2	.0	FEET
EMEX	.0	FEET	RC	.0	FEET
C2	.0	FEET	C1	.0	FEET
RC2	.0	FEET	RC1	.0	FEET
TEMP	.0	FEET	PP	.0	FEET
FC0	.0	FEET	TENS	.0	FEET
FC2	.0	FEET	FC1	.0	FEET
FC4	.0	FEET	FC3	.0	FEET
SHDT	.0	FEET			

PARAMETERS

NAME	VALUE	UNIT	NAME	VALUE	UNIT
PVUM	1.00000		BS	7.87500	IN
STYP	HDSD		MCT	36	DEG
DD	0.0	F	BHS	OPEN	

TENS(LB)
10000. 0.0

DEVI(DEG)
-1.000 9.0000

C2 (IN)
26.000 6.0000

AZIM(DEG)
-40.00 360.00

C1 (IN)
26.000 6.0000

FILE

1

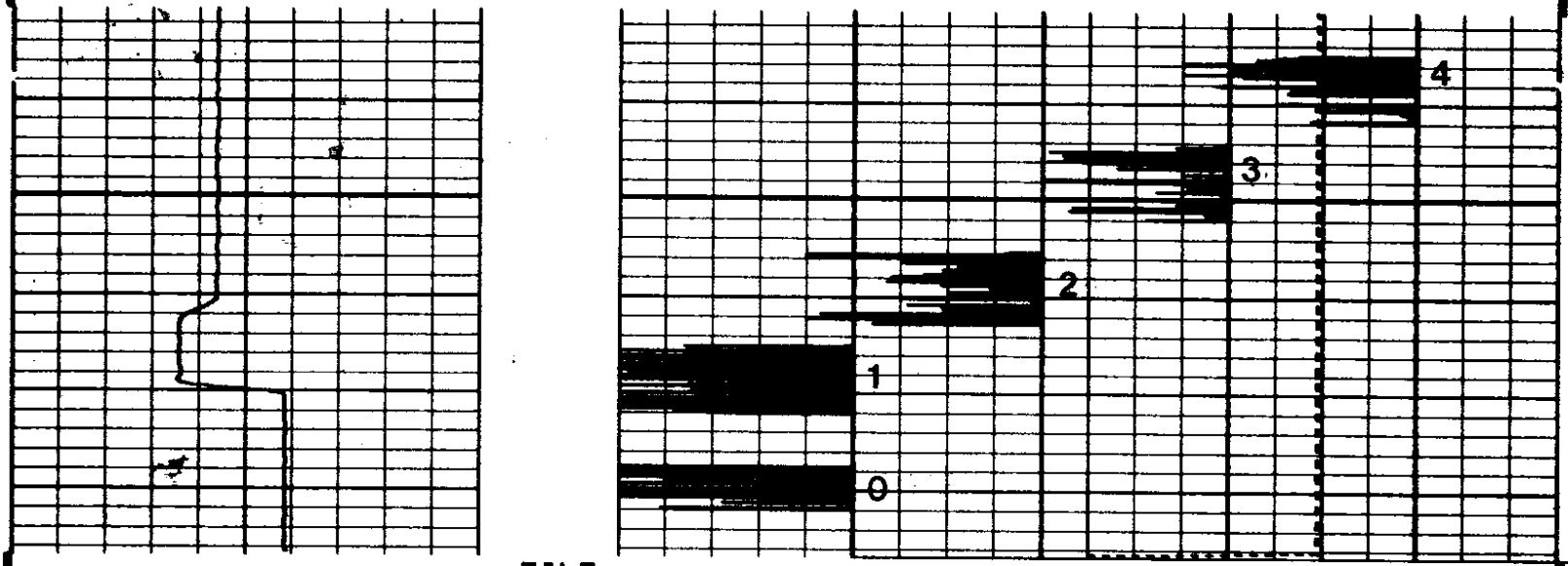

FILE

1

TENS(LB)
10000. 0.0

DEVI(DEG)
-1.000 9.0000

C2 (IN)
26.000 6.0000

AZIM(DEG)
-40.00 360.00

C1 (IN)
26.000 6.0000

SENSOR MEASURE POINT TO TENSION REFERENCE POINT

```
        RB      .0   FEET                             AZIM     .0   FEET
        FEP1    .0   FEET                             DEVI     .0   FEET
        REFE    .0   FEET                             FEP2     .0   FEET
        EMEX    .0   FEET                             RC       .0   FEET
        C2      .0   FEET                             C1       .0   FEET
        RC2     .0   FEET                             RC1      .0   FEET
        TEMP    .0   FEET                             PP       .0   FEET
        FC0     .0   FEET                             TENS     .0   FEET
        FC2     .0   FEET                             FC1      .0   FEET
        FC4     .0   FEET                             FC3      .0   FEET
        SHDT    .0   FEET

                              PARAMETERS

        NAME  VALUE     UNIT                          NAME  VALUE     UNIT

        PVUM 1.00000                                  BS    7.87500   IN
        STYP HDSD                                     MCT   36        DEG
        DD    0.0       F                             BHS   OPEN

                BEFORE SURVEY CALIBRATION SUMMARY


    PERFORMED:       84/09/27
    PROGRAM FILE: HDT      (VERSION    24.2     83/03/29)


   HDTD                CALIPER CALIBRATION SUMMARY

              MEASURED                         CALIBRATED
            SMALL    LARGE                   SMALL      LARGE        UNITS
      C1     5.8      12.5                    6.0        12.0          IN
      C2     6.1      12.8                    6.0        12.0          IN
```