DIPMETER

COMPANY: STEELE ENERGY CORPORATION

WELL: *DONNELLY DOME #1 (KEYS #1-28)

FIELD: WILDCAT
COUNTY: WHEELER
STATE: OREGON

OTHER SERVICES-
DIL
BHC

API SERIAL NO:
36-069-000

PROGRAM
TAPE NO:
26.2
SERVICE
ORDER NO:
422100

DATE: 22 JAN 85
RUN NO: 2

DEPTH-DRILLER: 6501.0 F
DEPTH-LOGGER: 6502.0 F
BTM. LOG INTERVAL: 6450.0 F
TOP LOG INTERVAL: 3944 F

CASING-DRILLER: 3952 F
CASING-LOGGER: 3944 F
CASING: 7

BIT SIZE: 6 1/8
DEPTH: 6501 F

TYPE FLUID IN HOLE: CYPAN-OMNIPOL
DENSITY:
VISCOSITY:
PH:
FLUID LOSS:
SOURCE OF SAMPLE: CIRC.
RM: 6.980 OHMM AT 58.0 DEGF
RMF: 11.30 OHMM AT 43.0 DEGF
RMC: 7.710 OHMM AT 46.0 DEGF
SOURCE RMF/RMC: MEAS. /MEAS.
RM AT BHT: 2.465 OHMM AT 177. DEGF
RMF AT BHT: 3.070 OHMM AT 177. DEGF
RMC AT BHT: 2.220 OHMM AT 177. DEGF

TIME CIRC. STOPPED: 1100 1/21
TIME LOGGER ON BTM.: 0050 1/22

MAX. REC. TEMP: 177.0 DEGF

LOGGING UNIT NO: 0184
LOGGING UNIT LOC: SACRAMENTO
RECORDED BY: ANDERSEN
WITNESSED BY: FISK/HORACE

REMARKS:

NEUTRON SCALE CHANGED AT 3249
DENSITY SCALE CHANGED AT 3242
GR SCALE CHANGED AT 2675

EQUIPMENT NUMBERS-

CNC 1132 PGS 542 PDH 264 NLM 456
SGT 2692

ALL INTERPRETATIONS ARE OPINIONS BASED ON INFERENCES FROM ELECTRICAL OR OTHER MEASUREMENTS AND WE CANNOT, AND DO NOT GUARANTEE THE ACCURACY OR CORRECTNESS OF ANY INTERPRETATIONS, AND WE SHALL NOT, EXCEPT IN THE CASE OF GROSS OR WILLFUL NEGLIGENCE ON OUR PART, BE LIABLE OR RESPONSIBLE FOR ANY LOSS, COSTS, DAMAGES OR EXPENSES INCURRED OR SUSTAINED BY ANYONE RESULTING FROM ANY INTERPRETATION MADE BY ANY OF OUR OFFICERS, AGENTS OR EMPLOYEES. THESE INTERPRETATIONS ARE ALSO SUBJECT TO OUR GENERAL TERMS AND CONDITIONS AS SET OUT IN OUR CURRENT PRICE SCHEDULE.

FILE 12 22-JAN-85 04:21
DATA ACQUIRED 00- -00 00:00

CHANGED PARAMETERS

```
 NAME   VALUE      UNIT   DEPTH ( F )      NAME  VALUE      UNIT   DEPTH ( F )

     DEVI(DEG )
-1.000          9.0000 |          |
     RB   (DEG )                          C2  (IN  )
-40.00          360.00 |          | 26.000                              6.0000
     AZIM(DEG )                           C1  (IN  )
-40.00          360.00 |          | 26.000                              6.0000
```

FILE

5

REPEAT SECTION



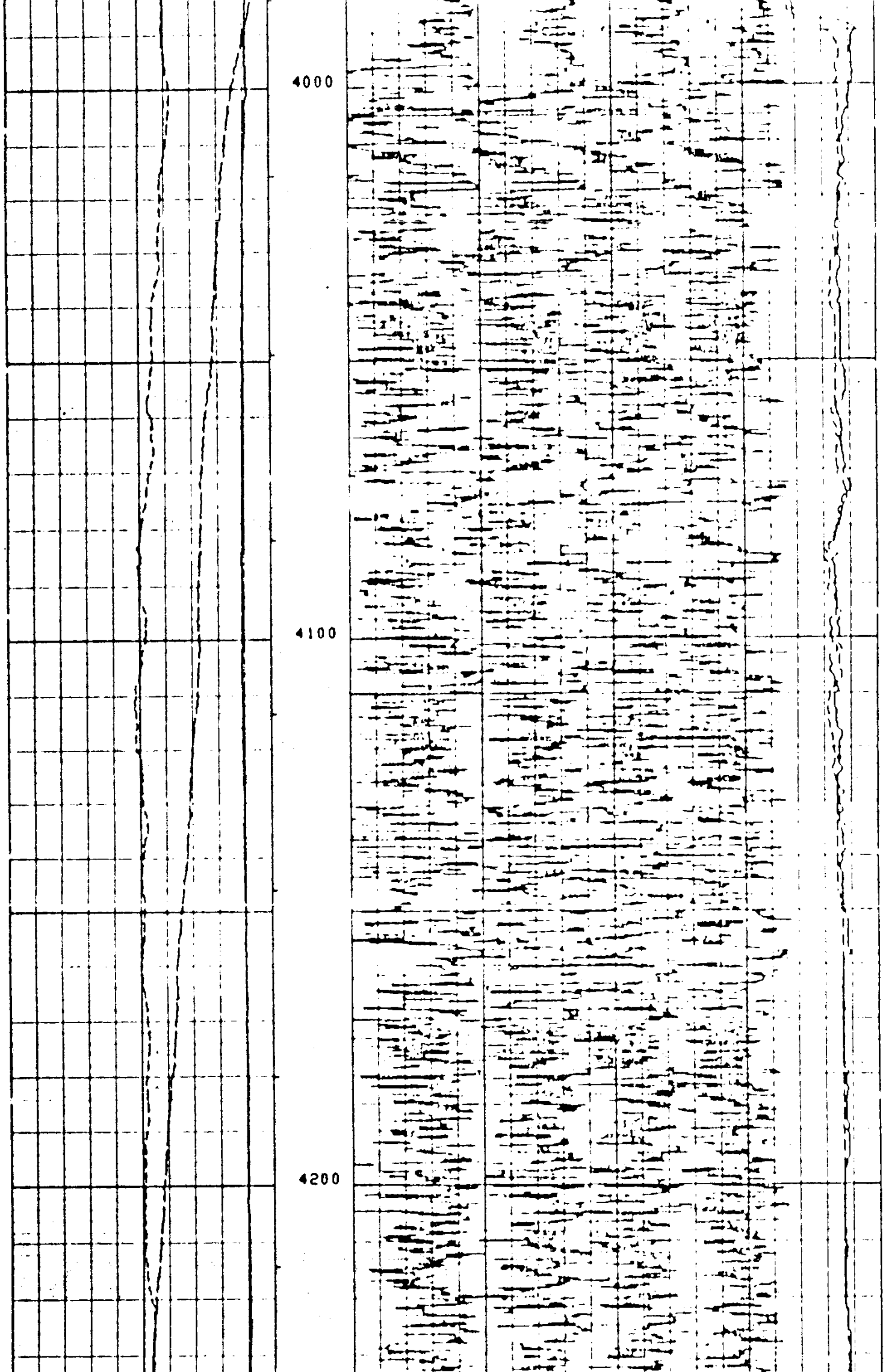



FILE

5

REPEAT SECTION

DEVI(DEG)
-1.000 9.0000

RB (DEG)
-40.00 360.00

AZIM(DEG)
-40.00 360.00

C2 (IN)
26.000 6.0000

C1 (IN)
26.000 6.0000

SENSOR MEASURE POINT TO TENSION REFERENCE POINT

RB	.0	FEET	AZIM	.0	FEET
FEP1	.0	FEET	DEVI	.0	FEET
REFE	.0	FEET	FEP2	.0	FEET
EMEX	.0	FEET	RC	.0	FEET
C2	.0	FEET	C1	.0	FEET
RC2	.0	FEET	RC1	.0	FEET
TEMP	.0	FEET	PP	.0	FEET
FC0	.0	FEET	TENS	.0	FEET
FC2	.0	FEET	FC1	.0	FEET
FC4	.0	FEET	FC3	.0	FEET
SHDT	.0	FEET			

PARAMETERS

NAME	VALUE	UNIT	NAME	VALUE	UNIT
PVUM	1.00000		BS	6.12500	IN
STYP	HDSF		MCT	2	DEG
DO	0.0	F	RHS	OPEN	

CHANGED PARAMETERS

NAME	VALUE	UNIT	DEPTH (F)	NAME	VALUE	UNIT	DEPTH (F)

DEVI(DEG)
-1.000 9.0000

RB (DEG)
-40.00 360.00

AZIM(DEG)
-40.00 360.00

C2 (IN)
26.000 6.0000

C1 (IN)
26.000 6.0000

FILE

4



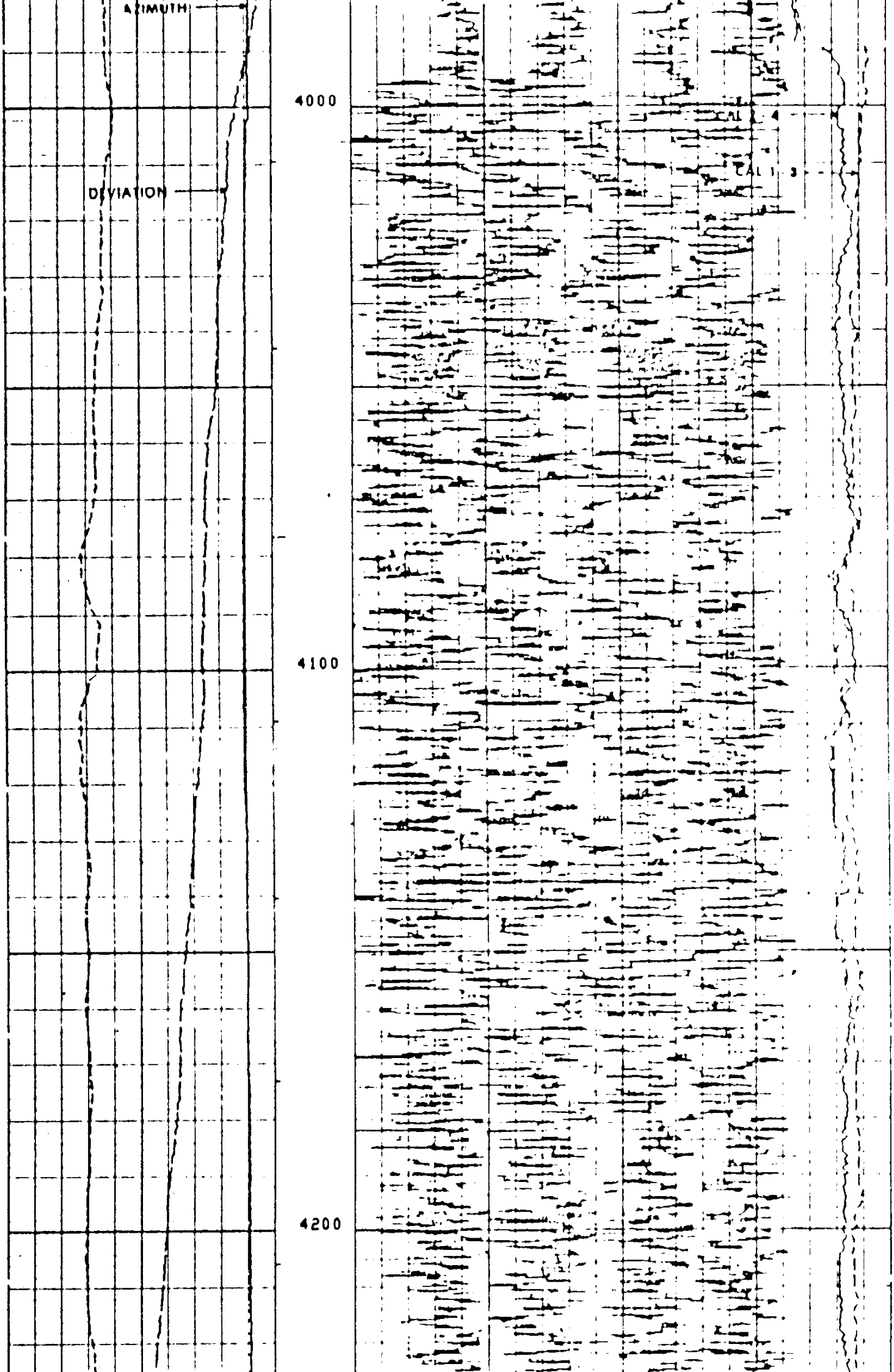





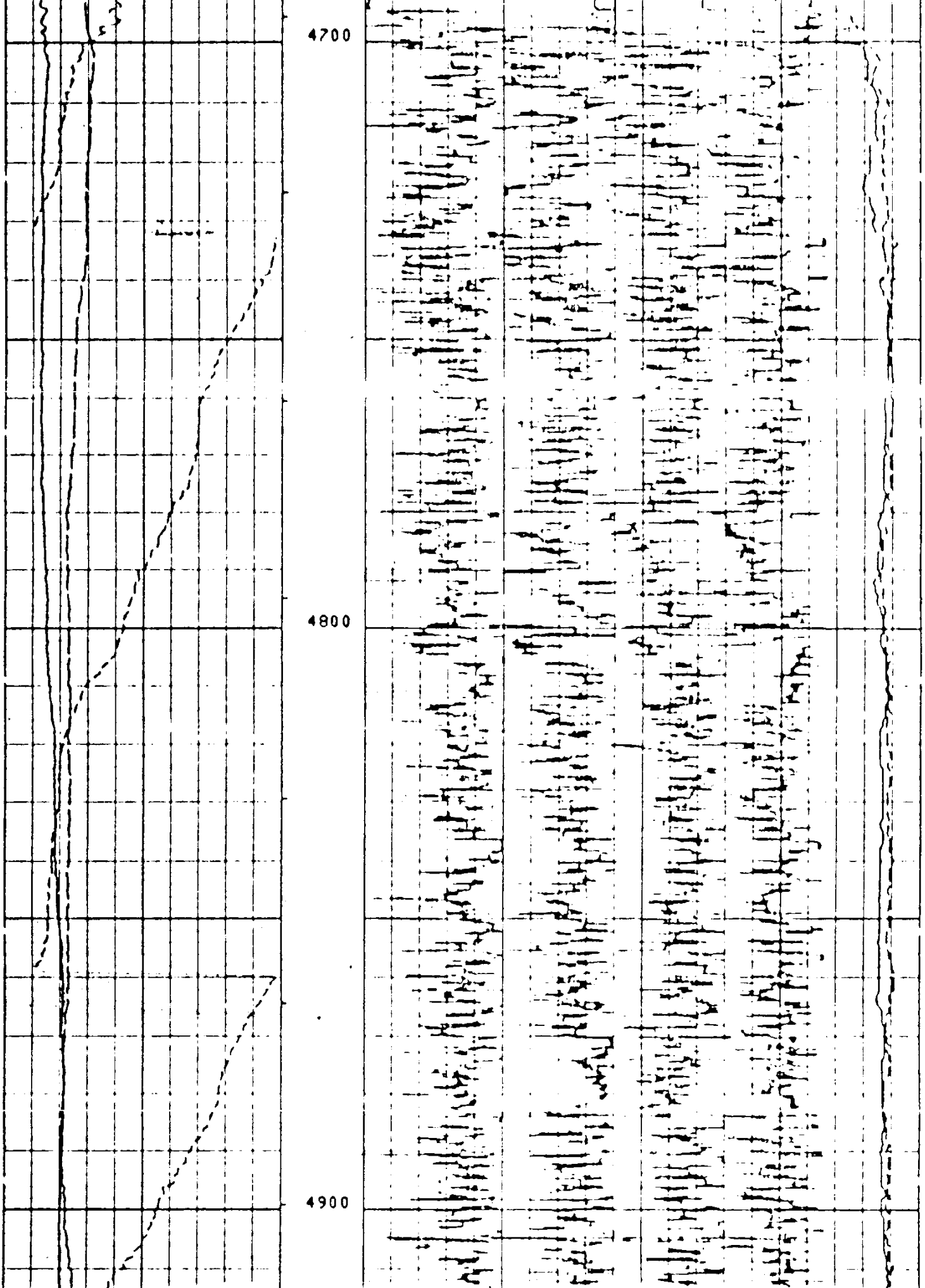







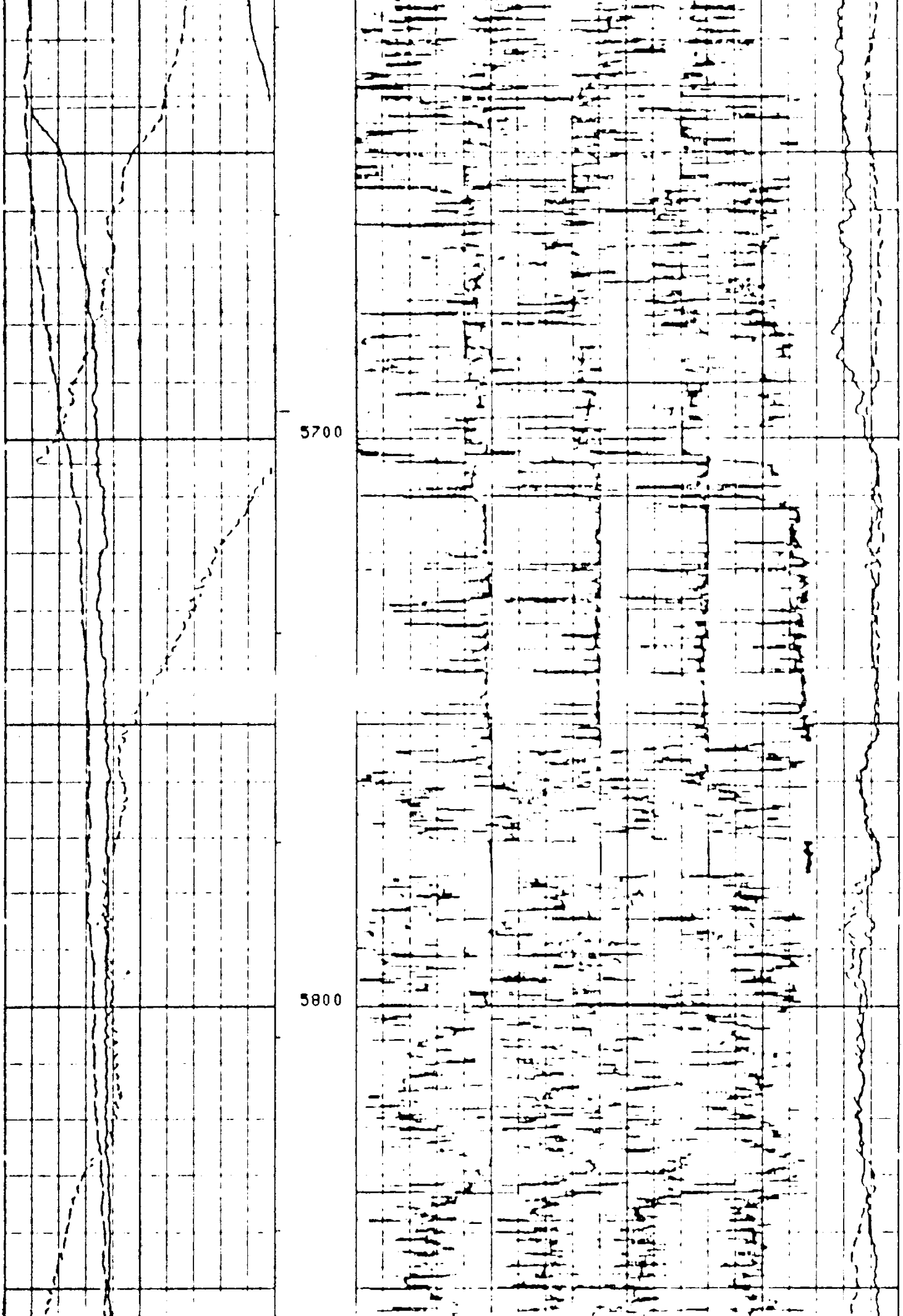





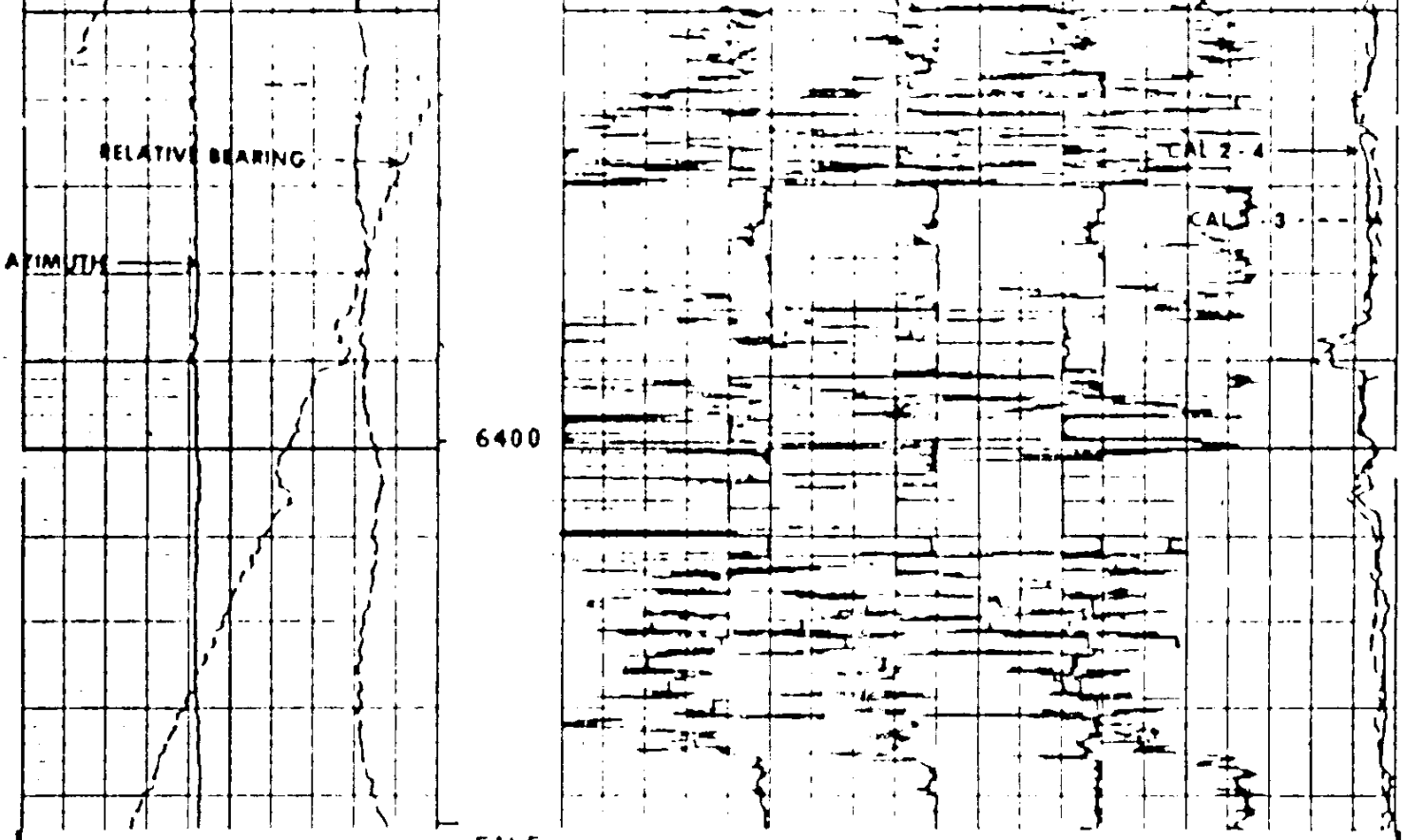

FILE

4

DEVI(DEG) -1.000 9.0000			
RB (DEG) -40.00 360.00		C2 (IN) 26.000 6.0000	
AZIM(DEG) -40.00 360.00		C1 (IN) 26.000 6.0000	

SENSOR MEASURE POINT TO TENSION REFERENCE POINT

RB	.0	FEET	AZIM	.0	FEET
FEP1	.0	FEET	DEVI	.0	FEET
REFE	.0	FEET	FEP2	.0	FEET
EMEX	.0	FEET	RC	.0	FEET
C2	.0	FEET	C1	.0	FEET
RC2	.0	FEET	RC1	.0	FEET
TEMP	.0	FEET	PP	.0	FEET
FC0	.0	FEET	TENS	.0	FEET
FC2	.0	FEET	FC1	.0	FEET
FC4	.0	FEET	FC3	.0	FEET
SHDT	.0	FEET			

PARAMETERS

NAME	VALUE	UNIT	NAME	VALUE	UNIT
PVUM	1.00000		BS	6.12500	IN
STYP	HDSF		MCT	72	DEG
DD	0.0	F	BHS	OPEN	
PP	RECO				

TAPE NOT MADE

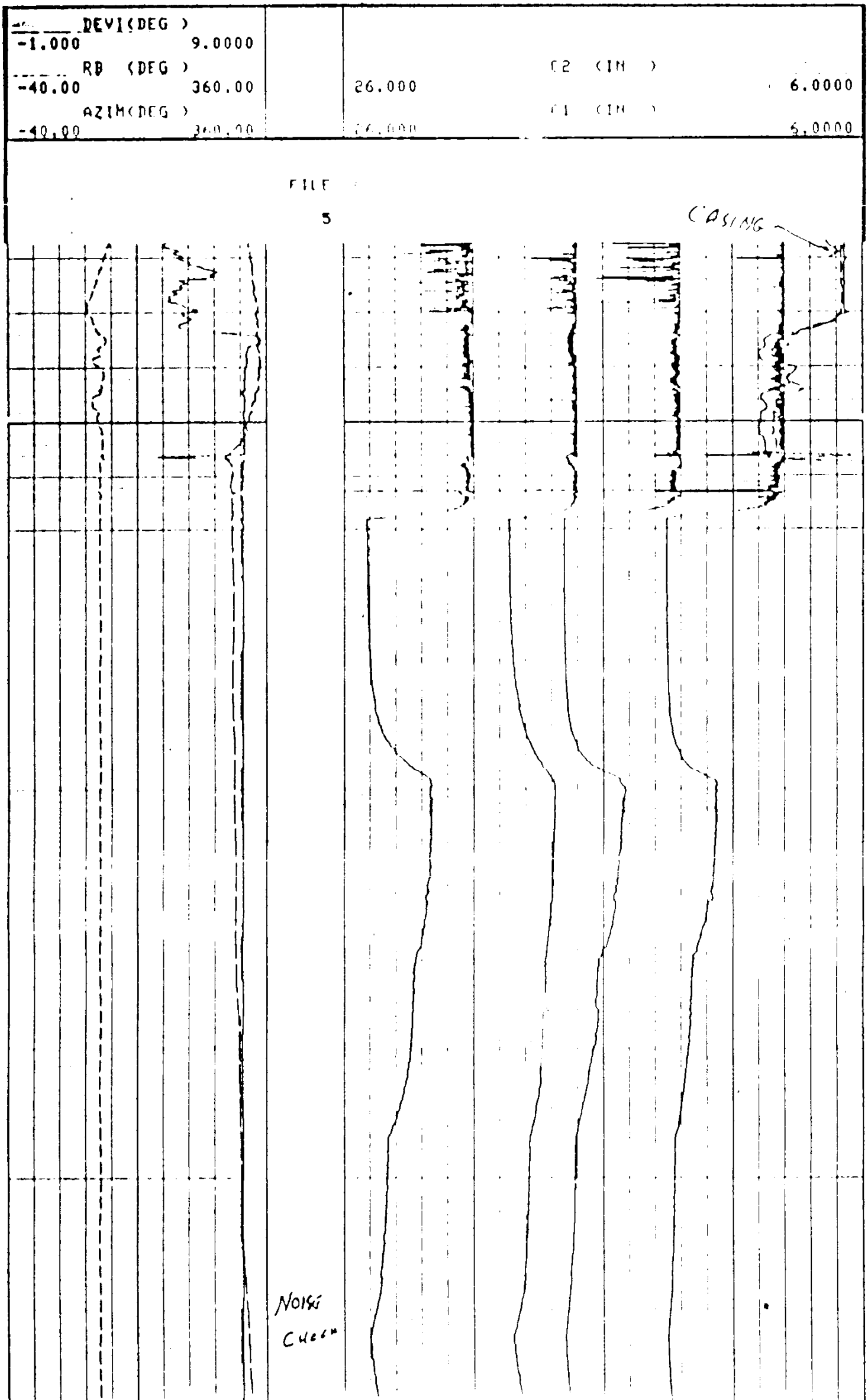

FILE 5

CASING

Noise Check



FILE

5

DEVI(DEG) -1.000 9.0000		
RB (DEG) -40.00 360.00		C2 (IN) 26.000 6.0000
AZIM(DEG) -40.00 360.00		C1 (IN) 26.000 6.0000

SENSOR MEASURE POINT TO TENSION REFERENCE POINT

RB	.0	FEET	AZIM	.0	FEET
FEP1	.0	FEET	DEVI	.0	FEET
REFE	.0	FEET	FEP2	.0	FEET
EMEX	.0	FEET	R	.0	FEET
C2	.0	FEET	C1	.0	FEET
RC2	.0	FEET	RC1	.0	FEET
TEMP	.0	FEET	PP	.0	FEET
FC0	.0	FEET	TENS	.0	FEET
FC2	.0	FEET	FC1	.0	FEET
FC4	.0	FEET	FC3	.0	FEET
SHDT	.0	FEET			

PARAMETERS

NAME	VALUE	UNIT	NAME	VALUE	UNIT
PVUM	1.00000		[illegible]	[illegible]	IN
STYP	HDSF		[illegible]	[illegible]	DEG
DO	0.0	F	BHS	OPEN	

DEVI(DEG) -1.000 9.0000		
RB (DEG) -40.00 360.00		C2 (IN) 26.000 6.0000
AZIM(DEG) -40.00 360.00		C1 (IN) 26.000 6.0000

FILE

3

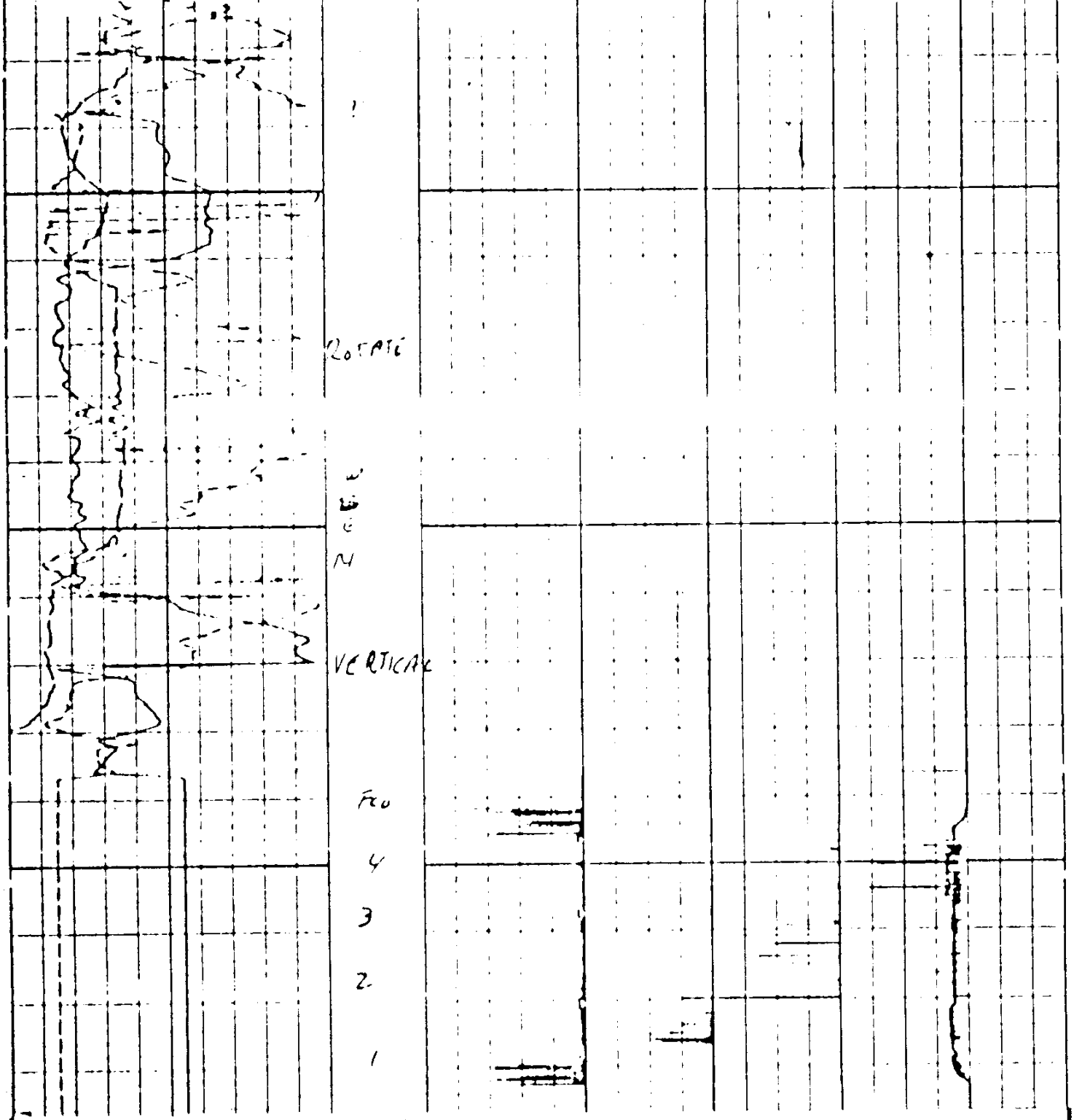

FILE

3

DEVI(DEG)
-1.000 9.0000
RB (DEG)
-40.00 360.00
AZIM(DEG)
-40.00 360.00

C2 (IN)
26.000 6.0000
C1 (IN)
26.000 6.0000

SENSOR MEASURE POINT TO TENSION REFERENCE POINT

RB	.0	FEET	AZIM	.0	FEET
FEP1	.0	FEET	DEVI	.0	FEET
REFE	.0	FEET	FEP2	.0	FEET
EMEX	.0	FEET	RC	.0	FEET
C2	.0	FEET	C1	.0	FEET
RC2	.0	FEET	RC1	.0	FEET
TEMP	.0	FEET	PP	.0	FEET
FC0	.0	FEET	TENS	.0	FEET
FC2	.0	FEET	FC	.0	FEET
FC4	.0	FEET	FC3	.0	FEET
SHDT	.0	FEET			

```
                                  PARAMETERS

     NAME  VALUE     UNIT                          NAME   VALUE      UNIT

     PVUM 1.00000                                  BS     6.12500    IN
     STYP HDSF                                     MCT    [illegible]2         DEG
     DO    0.0       F                             PHI    OPEN
```

```
                 BEFORE SURVEY CALIBRATION SUMMARY


   PERFORMED:      85/01/22
   PROGRAM FILE: HDT      VERSION     24.2      [illegible]


 HDTF                 CALIPER CALIBRATION SUMMARY

                  MEASURED                    CALIBRATED
                SMALL   LARGE               SMALL      LARGE         UNITS
      C1         9.1    14.0                8.0        12.0           IN
      C2         9.9    14.[illegible]                [illegible]        [illegible]          IN
                           FILE

                              2
```